



PATHWAYS TO OPPORTUNITY: **KEY FACTS ABOUT HIGHER EDUCATION IN VIRGINIA**

October 2021



**STATE COUNCIL OF HIGHER
EDUCATION FOR VIRGINIA**

State Council of Higher Education for Virginia (SCHEV) Statement of Values

SCHEV aspires to be a great place to work. It is an environment of public servants committed to developing an educationally and economically sound, vigorous, progressive and coordinated system of higher education in Virginia. Values are the principles and ideals that help us make judgments about what is most important. As leaders and employees of the Commonwealth and SCHEV, we abide by the Commonwealth's Standards of Conduct for Employees and related policies and procedures as a starting place. Beyond that, **SCHEV values honesty, quality, diversity, inclusion, growth-orientation, personal well-being, equity, transparency and accountability.**



Table of Contents

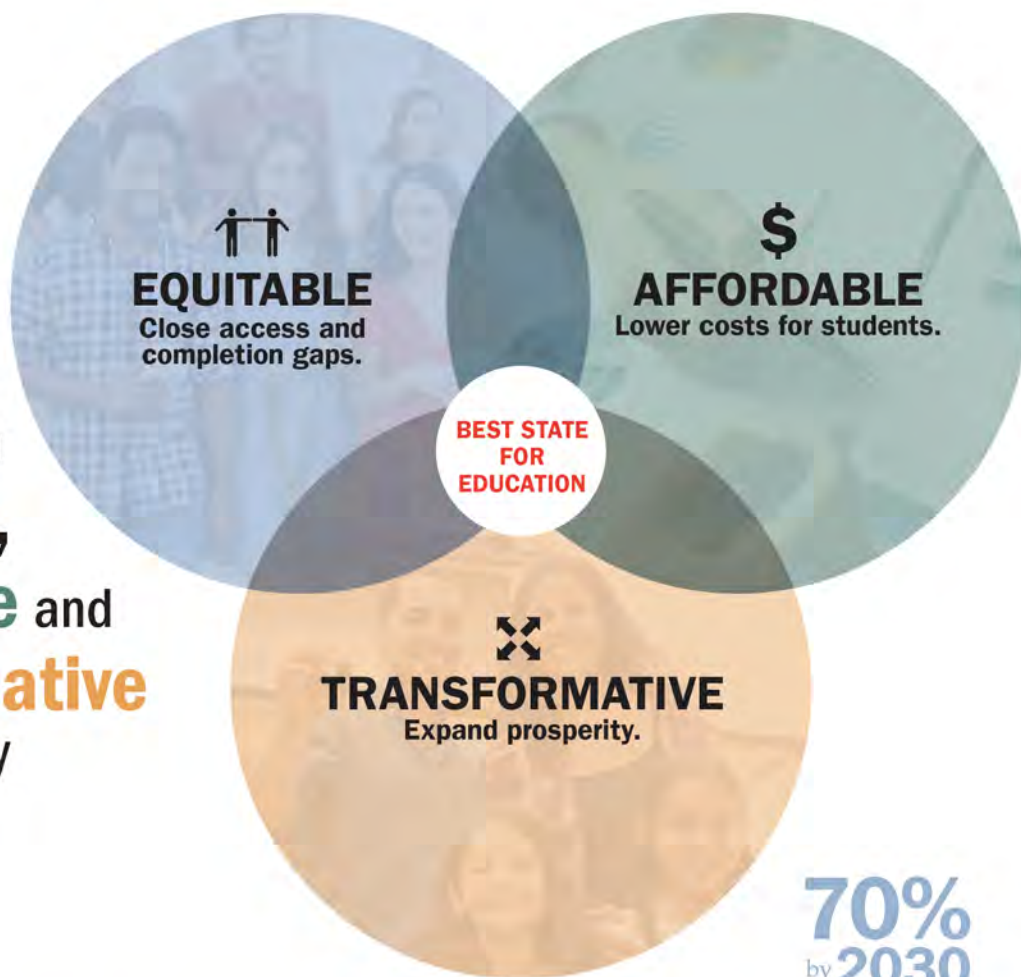
Pathways to Opportunity: The Virginia Plan for Higher Education	1
Are Virginians Served Equitably?	2
What Pathways Do Virginians Have For An Affordable Education?	4
Who Pays For The Cost Of College?	5
How Does Virginia Rank Compared To Other States And The Nation?	6
Does Higher Education Pay Off For Virginians?	7
Is College Worth It?	8
What Does Virginia's Higher Education System Look Like?	9
How Does Virginia's Public Higher Education System Work?	11
SCHEV's Roles and Responsibilities	12



PATHWAYS TO OPPORTUNITY: THE VIRGINIA PLAN FOR HIGHER EDUCATION

Pathways to Opportunity, the statewide strategic plan, calls for the Commonwealth to be the best state in the nation for higher education. The percentage of working-age adults with a postsecondary credential must increase from **57% to 70% by 2030**.

The goals are to promote an **equitable**, **affordable** and **transformative** postsecondary education.





GOAL 1



EQUITABLE
Close access and completion gaps.

WHAT DOES EQUITABLE MEAN?

EQUALITY

Everyone benefits from the same supports



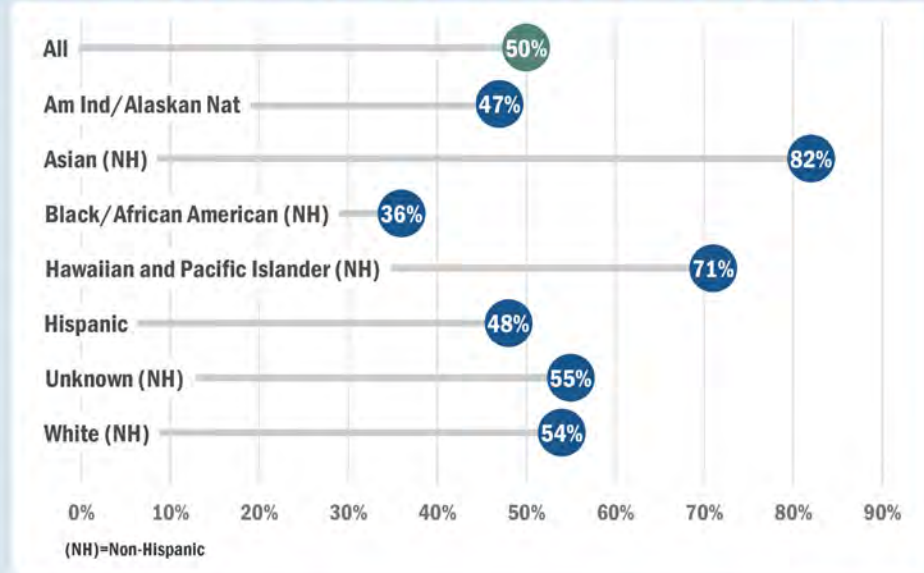
EQUITY

Individuals are given different supports based on their needs

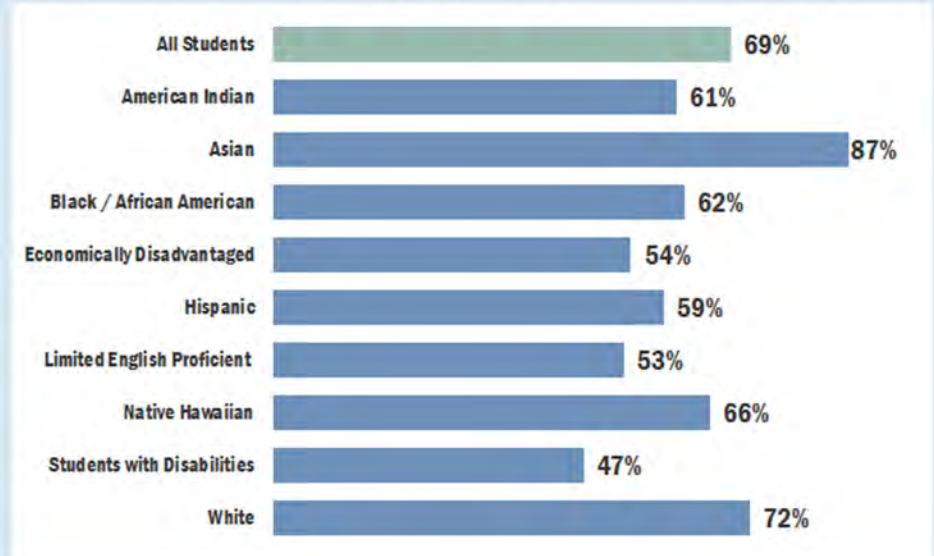


ARE VIRGINIANS SERVED EQUITABLY?

PERCENTAGE OF VIRGINIANS WITH A COLLEGE DEGREE BY RACE/ETHNICITY



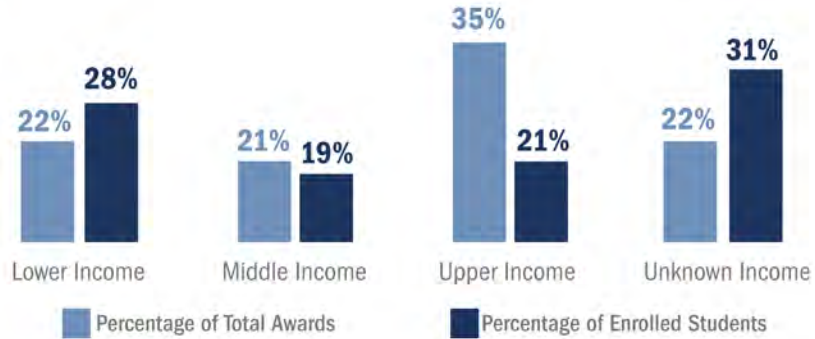
PERCENTAGE OF HIGH SCHOOL STUDENTS ENROLLING IN COLLEGE



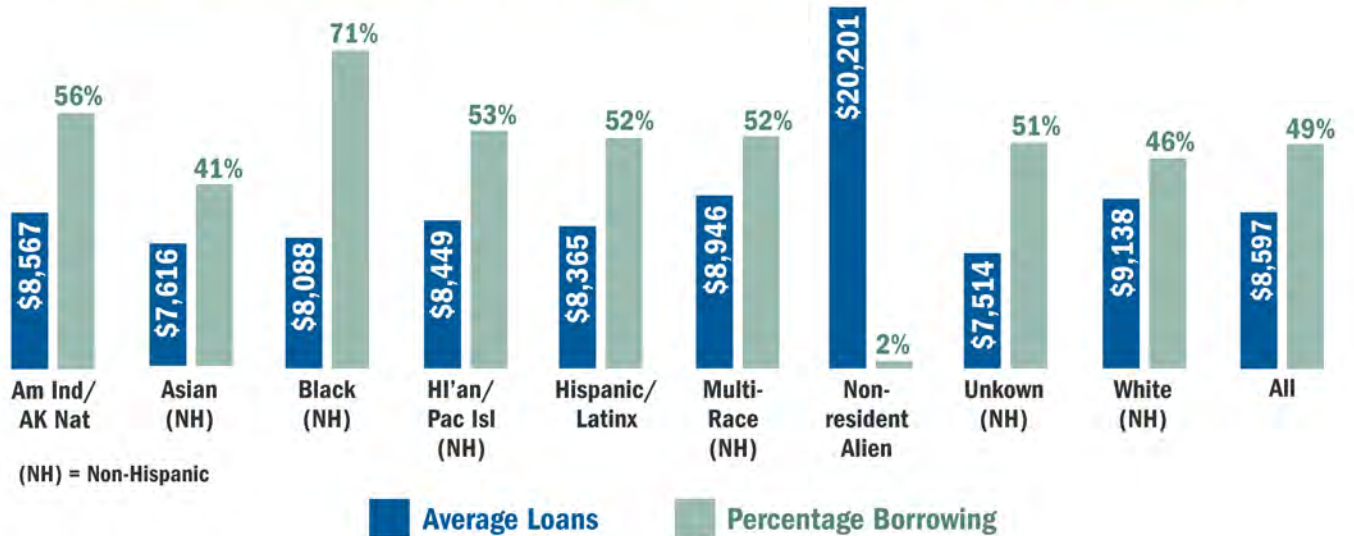


ARE VIRGINIANS SERVED EQUITABLY?

FOUR-YEAR BACHELOR'S DEGREE AWARDS BY INCOME LEVEL



FOUR-YEAR BACHELOR'S DEGREE STUDENT BORROWING BY RACE/ETHNICITY





WHAT PATHWAYS DO VIRGINIANS HAVE FOR AN AFFORDABLE EDUCATION?



PUBLIC FOUR-YEAR

Federal and state grants available for low-income students (average state award: \$4,311).

WORKFORCE CREDENTIALS

Workforce Credential Grant covers up to **2/3 of the cost** of high-demand programs.

PRIVATE COLLEGES

The Tuition Assistance Grant (TAG) helps **student afford** private college tuition.

GET SKILLED, GET A JOB, GET AHEAD (G3)

Makes community college more affordable for **eligible low- and middle-income students** seeking jobs in high-demand fields.

ASSOCIATE DEGREE & TRANSFER

Approximately **1/3 the average tuition and fees** of a four-year institution and grants to help with transferring to bachelor's programs.

MILITARY

State and federal grants are available for veterans and families.

APPRENTICESHIPS

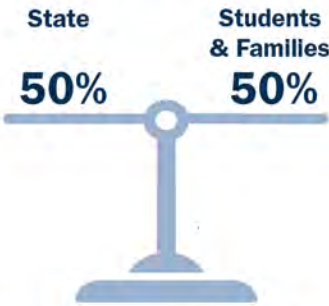
Many apprenticeships **pay students** to work and attend school.



WHO PAYS FOR THE COST OF COLLEGE?

Tuition and fee charges are a shared responsibility between institutions and students.

Current cost-share for in-state students

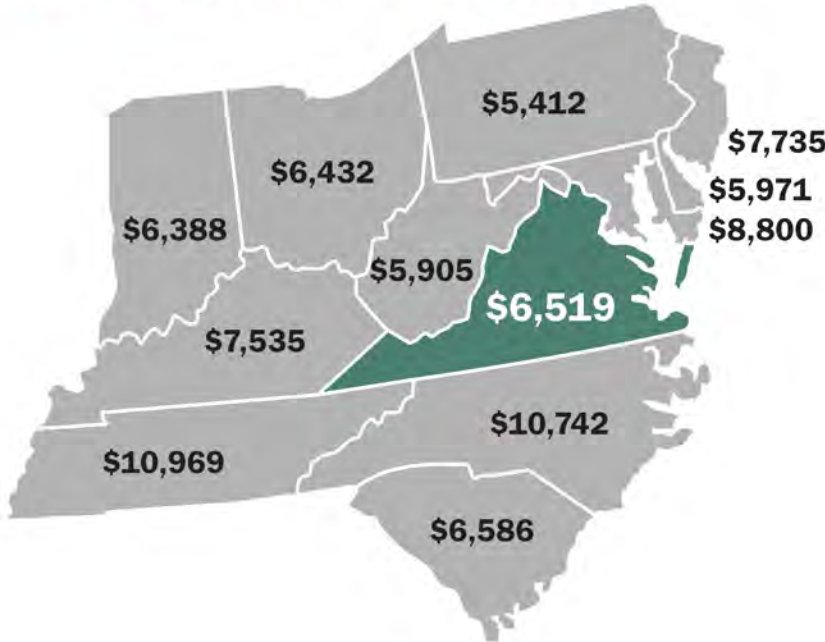


State goal is to cover 67% of costs to educate in-state students.

VIRGINIA COSTS COMPARED TO THE NATION

	Virginia	National Average	Virginia's Rank
Tuition per student	\$8,665	\$6,726	19th
State fund per student	\$6,519	\$8,636	41st
Total cost	\$15,184	\$15,362	35th

VIRGINIA'S STATE SPENDING PER STUDENT IS LOW compared to our neighbors.



\$30,574

Average student debt for Class of 2019 Bachelor's degree holders among those who borrowed. (National average is \$29,950.)



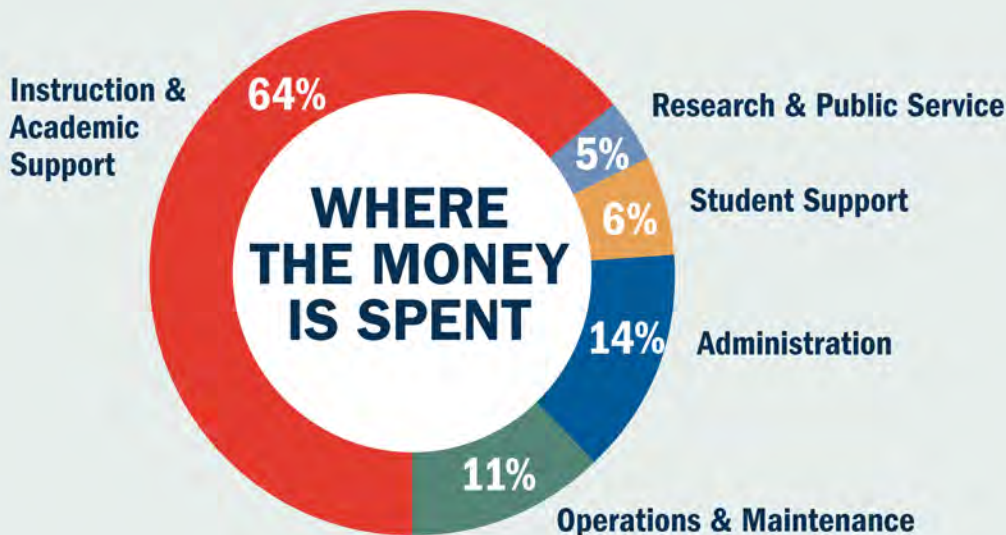


HOW DOES VIRGINIA RANK COMPARED TO OTHER STATES AND THE NATION?

COST TO PRODUCE A FOUR-YEAR DEGREE IS LOWER THAN THE NATIONAL AVERAGE AT PUBLIC INSTITUTIONS



Cost includes tuition and fees, and state financial support





DOES HIGHER EDUCATION PAY OFF FOR VIRGINIANS?

GRADUATES WITH POSTSECONDARY EDUCATION (degree or credential)



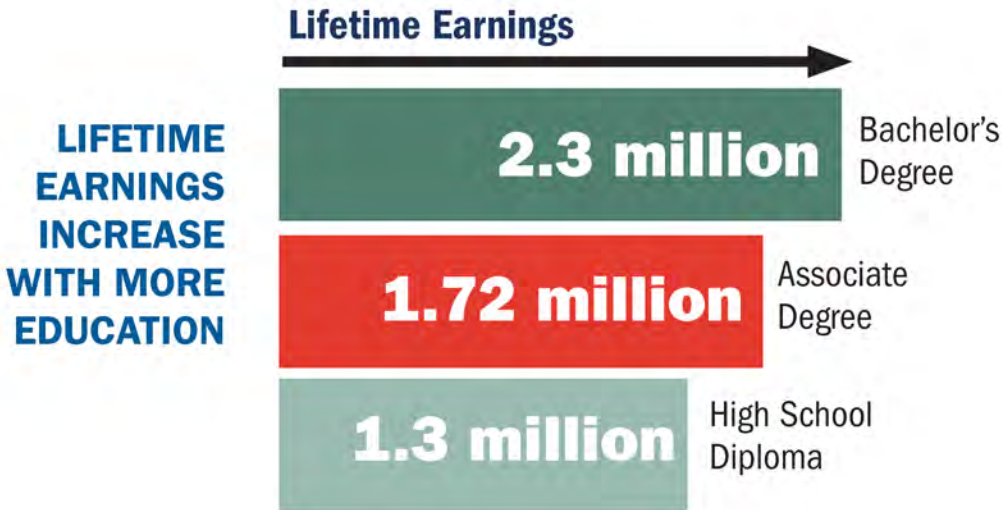
Have **HIGHER AVERAGE EARNINGS** for each level of college degree



Are more likely to **HAVE HEALTH INSURANCE, PAY TAXES, VOTE & VOLUNTEER**



Are **LESS LIKELY TO RECEIVE UNEMPLOYMENT BENEFITS** or need public assistance benefits





IS COLLEGE WORTH IT?

#1

state for higher ed and business

(Smart Asset, CNBC)



88

Percentage of recent graduates who were satisfied overall with their undergraduate education.

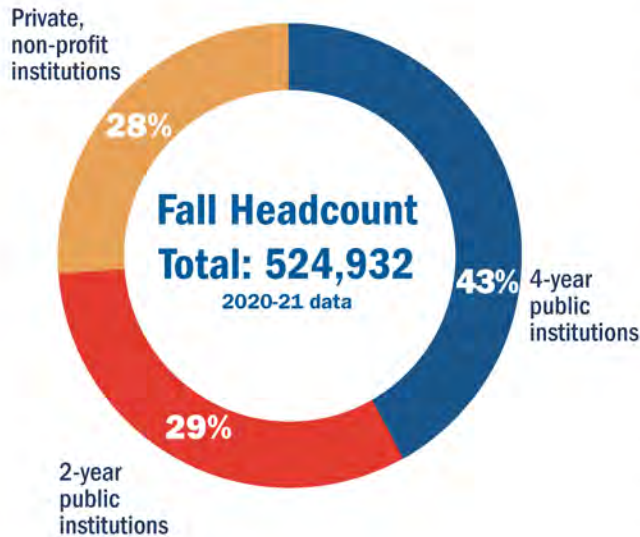


67% OF RECENT GRADUATES **WITH NO DEBT** SAID THEIR UNDERGRADUATE EDUCATION WAS WORTH THE COST, WHILE ONLY **46%** OF RECENT GRADUATES **WITH DEBT** SAID THEIR UNDERGRADUATE EDUCATION WAS WORTH THE COST.

WHAT DOES VIRGINIA'S HIGHER EDUCATION SYSTEM LOOK LIKE?

INSTITUTIONS AND STUDENTS

- 15** Public Four-Year Institutions
- 24** Public Two-Year Institutions
- 5** Regional Higher Ed Centers
- 1** Public/Private Medical School
- 30** Private, Nonprofit Colleges & Universities
- 300+** For-Profit, Out-Of-State or Vocational Institutions



STUDENT OUTCOMES

Awards Earned (degrees and certificates) 2020-2021 data

Virginia's public four-year institutions have the second-highest graduation rate in the nation.

124,227



Median Wage 5 Years After Graduation

2019 earnings

Associate Degree Transfer	\$40,195
Associate Degree Occupational/Technical	\$47,056
Bachelor's Degree	\$51,897

WHAT DOES VIRGINIA'S HIGHER EDUCATION SYSTEM LOOK LIKE?

COST OF HIGHER EDUCATION

Undergraduate Average Total Charges

(Tuition, all mandatory fees and room and board where applicable)

2021-22 data

Four-Year Public Institutions

\$25,587

Two-Year Public Institutions

\$4,620

95%

of new jobs since the Great Recession require some form of postsecondary education beyond high school



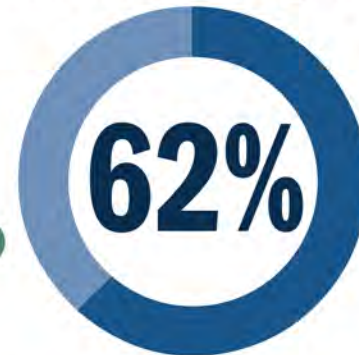
VIRGINIA STUDENTS WITHOUT DEBT

2018-19 data

Bachelor's Degree



Associate Degree



Higher Education System Governance

The coordination and governance of public higher education are shared responsibilities among the General Assembly, the governor, institutions and SCHEV. SCHEV collaborates with all of these groups for the betterment of higher education in Virginia.



GOVERNOR

- Appoints members to institutions' boards of visitors and SCHEV
- Issues executive orders
- Prepares and submits a biennial budget



GENERAL ASSEMBLY

- Confirms Governor's nominations for boards of visitors and SCHEV
- Adopts a biennial budget
- Enacts legislation pertaining to higher education



STATE COMMITTEES

- Higher Education Advisory Committee develops and reviews strategies to implement state goals
- Six-Person Operating Advisory Committee (OpSix) reviews and provides feedback on institutions' six-year operating plans
- Six-Year Capital Outlay Plan Advisory Committee (6PAC) reviews institutions' six-year capital plans and makes recommendations to the General Assembly



SCHEV

- Develops statewide strategic plan
- Provides policy and funding recommendations
- Regulates private and out-of-state postsecondary education
- Provides assurance that enables Virginia colleges to qualify for Title IV and military financial aid benefits
- Approves changes to institutional missions and new academic programs
- Administers state student aid programs



INSTITUTIONS' BOARDS OF VISITORS

- Set institutional policy goals and priorities
- Select and dismiss institution's president
- Set tuition and fees
- Approve budget requests to the Governor and General Assembly
- Ensure institution effectively and efficiently uses state funds

SCHEV's Roles and Responsibilities

As the coordinating body for higher education in Virginia, SCHEV staff work closely with the 13-member Council to advocate for and promote the development and operation of an educationally and economically sound, vigorous, progressive, and coordinated system of higher education in the Commonwealth. SCHEV's responsibilities cover the following areas:

- **Academics:** Policy and Various Program Approvals
- **Access:** Support Pre-K-12 Student Transitions to Postsecondary Education
- **Board of Visitors:** Orientation Training
- **Certifications:** New Out-of-State and Private Institutions (For-Profit and Non-Profit)
- **Data:** Collection and Policy Analysis
- **Equity:** Engage Stakeholders to Build Awareness and Support for Policies and Funding to Close Gaps
- **Finance:** Policy and Budget Recommendations to the Governor and General Assembly
- **Financial Aid:** Program Administration and Oversight
- **Planning:** Statewide Strategic Plan Development and Review of Institutional Operations Plans
- **Stakeholder Services:** Regularly Convene Various Stakeholder Groups
- **Student Services:** Student Complaints and Student Loan Ombudsman
- **Workforce:** Higher Education Alignment

For more detailed descriptions of SCHEV's responsibilities, please visit www.schev.edu/schevroles.

Sources:

SCHEV Data
Virginia Department of Education, Postsecondary enrollment report
Georgetown University Center on Education and Workforce
HCM Strategy Labs Analysis
JLARC
Graduate Outcomes Survey, 2021



**STATE COUNCIL OF HIGHER
EDUCATION FOR VIRGINIA**

101 N. 14th Street, 10th floor
James Monroe Building
Richmond, Virginia 23219
804-225-2600

www.schev.edu